

Trabuco Canyon Equine Fire Evacuation Plan Spring 2008

Reviewed, Approved and Endorsed by:

Scott Brown, Battalion Chief, OCFA **Date**

Ron White, OCSheriff **Date**

Brian Frick, Lt. Field Operations, OCAAnimal Control **Date**

Doug Lofstrom, Director of Planning, OC Fair & Exposition Center **Date**


Richard Groscost, Manager of Safety & Security, OC Fair & Expo Center **Date**

Lissa Freese, Vice President - Operations, Rancho Mission Viejo **Date**

Rich Gomez, ETI Corral 357 **Date**

Debbie Kelly, Coordinator, ETI Corral 357, MAU **Date**

Phil McWilliams, FireSafe Council **Date**



Neighborhood Fire Evacuation Plan

Mandatory Evacuation: (Fire is *minutes* away)

1. Halter and **walk horses** on a lead-line to the O'Neill Park arena and login at kiosk
2. **No trailers** can be used for evacuation
3. **One-out** only; once you evacuate you will not be allowed to return
4. **Do NOT** turn horses loose
5. Leave corrals **unlocked**
6. When you evacuate, **leave doors unlocked and a light on** – even in the daytime
7. Check stove, iron and coffee pot

Voluntary Evacuation: (Fire is *hours* away)

- Evacuate all residents and animals in vehicles and trailers
- Horses can be taken to the Orange County Fairgrounds:
 - 55-Fwy South, exit **Del Mar Avenue/Fair Drive** offramp via Newport Blvd.
 - at Fair Dr, turn right.
 - at Fairview, turn right.
 - at Arlington, turn right and proceed to Gate 5 (north side of fairgrounds)
 - Fair personnel at Gate 5 will provide further information and assistance.
- **NOTE:** All horses will be vaccinated; consent is implied and mandatory.
- Listen for evacuation instructions on **KSBR radio FM88.5**, via e-mail, the website or fire information number (*all shown below*)
- Do not turn horses loose
- Leave corrals unlocked
- Leave doors unlocked and a light on for firefighters

Tips from our local Fire Captain and your neighbors...

- *Remove weeds, shrubs and flammable vegetation 100-feet from your home*
- *Tag horses with identifying information*
- *Hang halters near horses*
- *Look for pooled leaves near decks and doors; that's where embers will land*
- *Don't start the fire; don't block the road*

If you have any questions, or we can help in any way please contact us:

KSBR Radio FM88.5 (PIO)	949-582-5727
Trabuco Canyon (Patti Gomez)	(home) 949-888-1604
	(cell) 714-335-3123
	http://www.saddlebackcanyonriders.com
Modjeska Canyon (Phil McWilliams)	714-649-0574
Silverado Canyon (Connie Nelson)	714-649-3331
Emergency Fire Information (PIO).....	714-573-6200
OC Sheriff Information.....	949-770-6011
CA Highway Patrol Information.....	949-559-7888

Neighborhood Fire Evacuation Plan – Table of Contents

<u>Topic</u>	<u>Page</u>
Equine Evacuation Plan	4
Emergency Phone Tree	7
Emergency Kits.....	10
Resources	11
Crest Members	12
Radio Frequencies.....	13
OC Fairgrounds – Map	14
List of Forms and Documents.....	15
Emergency Response Team Mission Statement.....	16
Emergency Response Team Training Requirements.....	16
OCFA “Are You Prepared?”	17
ERT Dispatch Log	19
Horse and Owner Emergency Information Log.....	20
Waiver.....	21
Intake Log ERT.....	22
Trabuco Canyon Maps.....	23

Equine Evacuation Plan

ETI 357/Mounted Assistance Unit (MAU) – Emergency Response Team (ERT)

Level I Emergency – Voluntary Evacuation:

Scenario #1: ETI/MAU/ERT Evacuation Assistance Request

1. A fire or other impending disaster exists in or near Trabuco Canyon and evacuation may be issued. The MAU/ERT coordinators decide to set up an intake shelter at O'Neill Park (or other designated area) to begin receiving horses.
2. The phone tree is activated, all participants are contacted via telephone and/or emergency e-mail system, and all available responders are requested to report to the arena for briefing and shelter set up. OC Animal Control is notified of the self activation.
3. Evacuation kits (two located on Trabuco Oaks Drive and one located on Rose Canyon Road), along with all intake supplies and forms will be obtained and brought to the arena.
4. A communication post is established and responders will be using FRS radios and cell phones for communication at this time.
5. The ICS is established within the ERT and officers are assigned.
6. The equine evacuation team will begin hand walking horses to the equestrian arena once they have been authorized to do so.
7. Horses will be identified by address if owner is unknown to the evacuation volunteer. Temporary ID tags will be attached to the horse or other animal at the residence or stable.
8. Horses brought by owners will be logged and photographed. Identification with the owner's name and contact number will be attached to the halter or back leg. The owner will complete the intake form and sign the waiver.
9. Animals will be logged in at the arena. Geldings, stallions, colts, and mares will be separated from each other.
10. Halters will be left on if there is an ID tag on it.
11. Horses may be scanned for microchips.
12. Qualified responders will assist residents without transportation by walking horses to the arena. Trailers may be used if the roads are clear. All appropriate paperwork will be completed at the residence or arena.
13. Horses may be sheltered at the arena up to 24 hours. Attendants will be at the shelter at all times.

14. When it is determined that horses may be returned home, owners will be notified and advised to come pick them up. Release to owner form must be signed. MAU/ERT may assist owners by walking or driving the horse home.
15. Horses may be evaluated by a veterinarian prior to release to owner.
16. The attendant at the arena will arrange for the transport of water (if necessary) and food for the horses.
17. In the event of a secondary evacuation, MAU will work with the OC Animal Control to arrange for the transport of horses to the OC Fairgrounds or Rancho Mission Viejo.

For the Fairgrounds:

- Horse owners are encouraged to bring water buckets, feed, halters, lead ropes and tie-lines.
- Horse owners or responsible parties are to complete all forms required by the District upon entering the property.
- Fairgrounds cannot guarantee “stalls” for evacuated horses.
- Every attempt will be made to provide a safe and secure area for evacuated horses.
- Horses must be removed within three days after the incident is over.
- The Fairgrounds will follow the guidelines detailed in the California Emergency Services Act instead of any formal contractual obligations.

For the Rancho Mission Viejo:

- Horses will be located in one pasture.
- That pasture is at the area called “Cow Camp” off the Ortega Highway (about 5-miles from Interstate 5).
- Stallions should be left at O’Neill Park.
- Horses will be removed within 30-days after the incident is over.
- “The Ranch” will accept the terms and limitations outlined in the waiver on Page 11: **REQUEST FOR EMERGENCY CARE AND RELEASE OF LIABILITY**

18. At the receiving shelter, each driving team will present paperwork to the shelter representative, including horse and owner information. Qualified handlers will help unload horses.
19. If appropriate, ERT will assist in the sheltering of horses.
20. ERT will assist the shelter and owner in the reunification process.
21. MAU/ERT will call owners (phone numbers on census) when time allows advising them of the evacuation.
22. Additional qualified volunteers may be appointed by the MAU response team if needed.
23. MAU/ERT will contact and assist owners for reunification.

24. Debriefing will occur within five days of the close of the event; and all logs will be reviewed and filed.

Level II Emergency – Mandatory Evacuation:

*Scenario #2: Official Evacuation Assistance Request or
Any Outside Request for ERT Assistance*

1. Mandatory evacuation for large animals is ordered and OC Animal Control is requesting the MAU Emergency Response Team assist them with the evacuation and relocation of large animals.
 2. The staging area is determined and the MAU/ERT phone tree is activated, all participants are contacted via telephone and/or emergency e-mail system. Available responders deploy to the designated staging area. Appropriate ID must be worn.
 3. The first team to arrive will assign a liaison to report to the IC. Team members will carry radios and/or cell phones for communication. A new liaison may be appointed at the discretion of ERT or MAU coordinators.
 4. When it is safe to begin, and under the direction of Animal Control or the IC, responders qualified to handle horses will begin loading horses into trailers and relocating them to the designated shelter. All appropriate paperwork, photographing, and identification procedure as outlined in the plan will be implemented. ID bands may be placed on the horse; identifying the owners name and phone number.
 5. At the receiving shelter, each driving team will present paperwork to the shelter representative, including horse and owner information. Qualified handlers will help unload horses.
 6. If appropriate, ERT will assist in the sheltering of horses.
 7. Will assist the shelter and owner in the reunification process.
 8. Debriefing will occur within five days of the close of the event; and all logs will be reviewed and filed.
-

MAU EMERGENCY PHONE TREE
***Limited* Emergency Response Team Call List**
(ETI Board members and MAU Coordinators ONLY)
Please call in order

If we are activated, Patti, Rich or Debbie will be contacted first. We will activate the phone tree by calling the person listed below us. **First contact will notify communications coordinator of possible activation (Number on phone tree).** Please call the responder listed below your name. Try to reach them on all the numbers given. If you do not speak with them personally, leave messages and the evacuation instructions you are given. Continue to call down the phone tree until you speak with someone. That person will then be responsible to follow this same protocol until all responders are contacted. Once we are activated and assembled, someone will be assigned to notify ETI members and residents using our membership list and census forms.

NAME		PHONE NUMBERS
PATTI GOMEZ pattianguomez@aol.com		Home949-888-1604 Cell714-335-3123
RICH GOMEZ rtgomez@aol.com	Trailer	Home949-888-1604 Work.....949-855-8822 x3356 Cell (personal).....714-504-7001 Cell (work)949-939-5935
DEBBIE KELLY dpetersen@memorialcare.org rileyboy1@cox.net	LAR	Home949-459-7191 Cell949-244-0670 Work.....949-489-4534
JEFFREY KELLY	Trailer LAR	Home949-858-7363 Cell949-351-5791
DEBI GEARY DGEARY@ci.irvine.ca.us	LAR Trailer	Home949-766-4234 Cell949-291-0551
SHIELA SEGIEN bearfoot60@cox.net		Home949-589-3347 Cell949-683-5158
DOUG SLAVIN dgslavin@cox.net	Trailer	Home949-643-0896 Cell949-295-1331
Jennifer Gillott jennifer.gillott@ingrammicro.com		Home949-643-0896 Cell714-418-7290
Fiona Nelson fnelson1@hotmail.com		Cell949-702-3258

Karen Hopkins ladieeee@aol.com	Home949-709-2359
Rick Balthaser rbalthaser@aol.com	Home949-709-2359
Bob Wilks RAW@wilkslaw.com	Trailer Home949-589-9144 Cell714-608-1881 Work.....714-838-2830
Communications : Dave Seroski dseroski@cox.net Ham and Radio operations (First contact to call)	Home949-459-7153 Cell949-533-7153 HamKG6QC1 GMRSWQDW669
O'NEILL PARK RANGER STATION	949-923-2260 949-923-2256
STATION # 18	949-858-9369
ORANGE COUNTY FAIR & EXPOSITION CENTER	714-708-1588

This portion of the page intentionally left blank

This page intentionally left blank

EMERGENCY SUPPLY KITS:

1. Halters and Lead ropes
2. Equine First Aid
3. Vests
4. Drinking Water
5. Copy of Plan and phone list
6. Radios and Flashlights
7. Batteries
8. Bolt Cutters
9. ID tags and markers
10. Cameras and film

ARENA

1. Sign in and ID log
2. Hose
3. Water buckets
4. Emergency Supply Kit
5. Drinking water for volunteers
6. Food for volunteers
7. Food for horses
8. ID tags
9. 500 gallons of water is stored at O'Neill Park

REQUIRED ITEMS FOR ALL RESPONDERS

1. Leather gloves
2. Plastic goggles
3. Flashlights
4. Head gear (no straw hats, hard hats not required)
5. Personal first aid kit
6. Leather boots
7. Heavy duty clothing
8. Drinking water
9. Nutrition bars
10. Appropriate ID
11. FRS radios

RECOMMENDED ITEMS

1. Change of clothing
2. Toiletry kit
3. Towels and blanket
4. Extra batteries
5. Windbreaker with hood
6. Cargo pants (lots of pockets)
7. Cell phone

**RESOURCES FOR TEMPORARY SHELTERING AT THE O'NEILL PARK
EQUESTRIAN ARENA:**

Emergency Feed and Hay:

Canyon Discount Feed949-766-2825

Large Animal Veterinarians:

Equine Medical Associates; Dr. Silvia Colladay714-665-2211
Dr. Mark Secor.....949-661-2245

Small Animal Veterinarian:

Santa Margarita Animal Care Center; Dr. Ron Kelp949-858-3181

Horse Transportation: *(Two private transporters will be called for evacuation assistance)*

Rick Hansen949-230-6546
Morey Leavitt.....949-235-1163

Secondary Evacuation Locations

Rancho Mission Viejo *(approximately 2.5 miles east of Antonio Parkway)*
Ranch Manager949-422-7017
Security949-233-4998
VP/Operations (Lissa Freese)949-240-3363 x225
Orange County Fairgrounds *(Gate 5 on the north side of the fairgrounds)*
24-Hour Access.....714-708-1588
Dispatch714-708-1588

Additional Numbers

OC Animal Control (Lt. Brian Frick)714-935-6124
Inner Canyon League FSC (Phil McWilliams).....714-710-9291
O'Neill Park Ranger Station949-923-2260
OC Fire Station #18949-858-9369

LIST OF CANYON WATCH CREST MEMBERS 01-31-2006

Call sign: KAC 1046. Use personal call sign when you have one.

GMRS Frequency 462.5750-462.6750 Channel 16 or 20 on FRS

Commercial Frequency, Halfway Repeater 464.500 - WPKI 959

IRVINE RANCH WATER DIST. EMERGENCY NUMBER 714-239-5732

POLICE, FIRE DEPT. INFORMATION ONLY - 714-649-2620

Justin Larsen	Crest 16J	WPYP 757
Gene Robinson	Crest 22	WPYP 757
Claude Franklin	Crest 23	KAC 1046
Virgil Garduque	Crest 28	WQBQ 769 Anaheim
Tony Santangelo	Crest 37	WQEB 254
Dale Kobetich	Crest 50	Unlicensed
Connie Nelson	Crest 52	KAC 1046
Sherry Meddick	Crest 53	KAC 1046
Dick Ertman	Crest 63	WPVY 245
Bill Pearson	Crest 69	KAC 1046 Williams Canyon
Phil McWilliams	Crest 73	WPYU 703 Modjeska Canyon
Fran Williams	Crest 75	WQCN 351
Mary Schreiber	Crest 83	WQAF 329
Dan Miranda	Crest 86	KAC 1046
Wayne Barranger	Crest 94	KAG 0370 Anaheim
Anthony Mack	Crest 99	WPYR 366 Ladd Canyon
Mary Robinson	Crest 122	WPYP 757
Mary Pearson	Crest 169	KAC 1046
Bob Click	Crest 183	WQAF 329
Linda May	Crest 401	KAC 1046
Jim Carter	Crest 406	KAC 1046
John Reddick	Crest 407	KAC 1046
Vonda Budin	Crest 409	WQCQ 228
Steve Mizera	Crest 412	KAC 1046
Doug Kane		WQEJ 679
Stephanie Marotta		WQEJ 679
Susan Mack	Canyon 1	WPYR 366 - Ladd Canyon
Melody McWilliams	Canyon 2	WPYU 703 - Modjeska Canyon
Loyal Parsons	Canyon 3	WPYR 754
Katie Parsons	Canyon 4	WPYR 754
Amie Anrnst	Canyon 5	Unlicensed
Bill Glines	Canyon 26	WPZJ 703 - Fountain Valley

TRABUCO CANYON GMRS RADIO OPERATORS

Use Joplin Repeater 462.675 tone 100.0

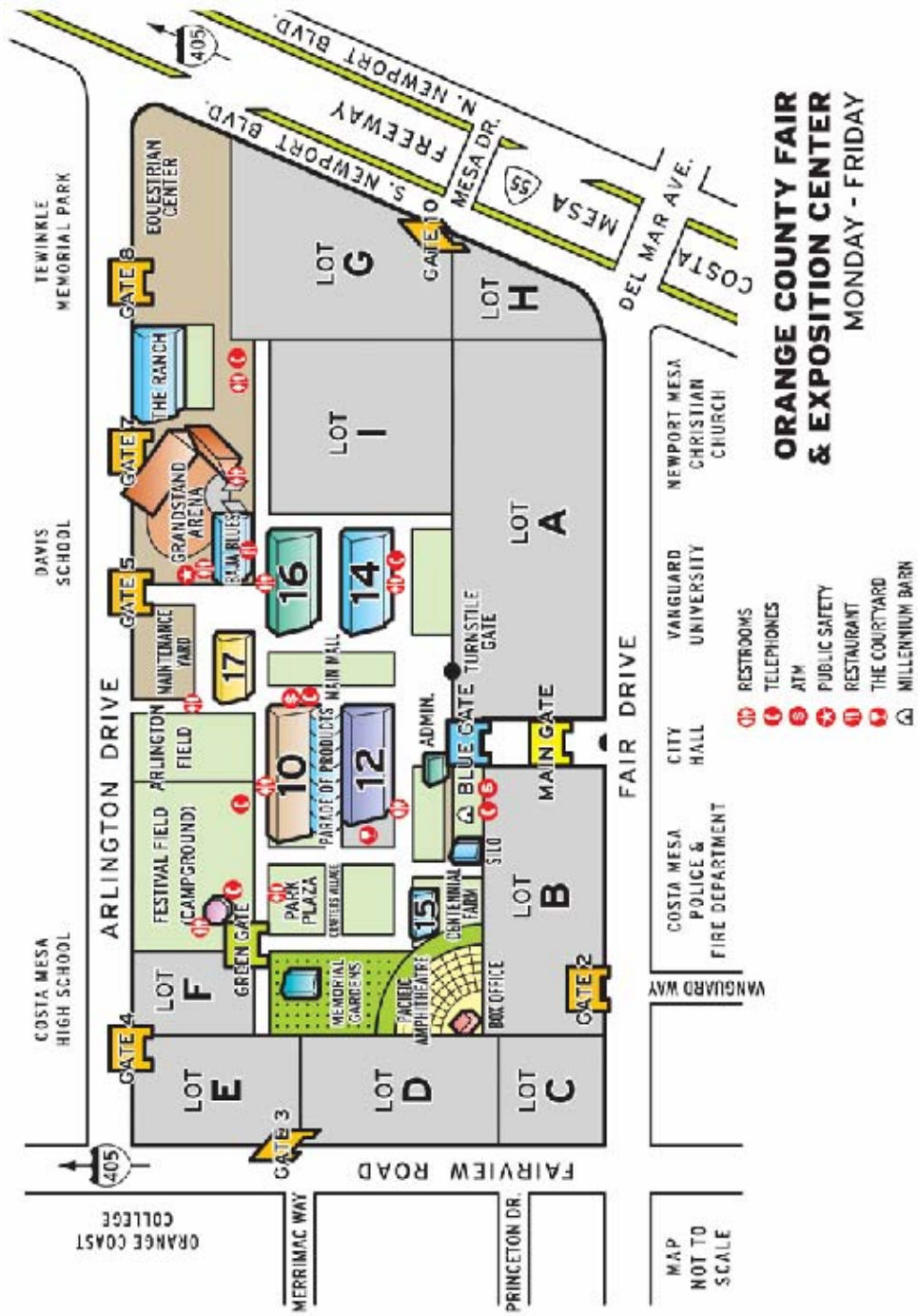
FRS radios use ch. 1 to call, then switch to ch. 7

Rich Gomez	Crest 92	WQEA 261
Doug Nagy	Crest 98	WQAD 300 KG8YMZ
Patti Gomez	Crest 192	WQEA 261
Marni Nagi	Crest 198	WQAD 300 KG6YMY

Background noise reduction (Squelch)

In your TK138 the background noise reduction device (squelch) is activated by default.

CHANNEL	FREQ. RX/TX (MHz)	CHANNEL	FREQ. RX/TX (MHz)
01	462.5625	12	467.6625
02	462.5875	13	467.6875
03	462.6125	14	467.7125
04	462.6375	15	462.5500
05	462.6625	16	462.5750
06	462.6875	17	462.6000
07	462.7125	18	462.6250
08	467.5625	19	462.6500
09	467.5875	20	462.6750
10	467.6125	21	462.7000
11	467.6375	22	462.7250



**ORANGE COUNTY FAIR
& EXPOSITION CENTER**
MONDAY - FRIDAY

- RESTROOMS
- TELEPHONES
- ATM
- PUBLIC SAFETY
- RESTAURANT
- THE COURTYARD
- MILLENNIUM BARN

- COSTA MESA POLICE & FIRE DEPARTMENT
- CITY HALL
- VANGUARD UNIVERSITY
- NEWPORT MESA CHRISTIAN CHURCH

MAP NOT TO SCALE

Forms and Documents

All Responders

1. ICS 214 Unit Log
2. ICS 214-1 Continuation Log
3. NIMS glossary and acronyms
4. Horse intake log (primary shelter)
5. Horse information form (to be completed and signed by owner/designee)
5a. Copy to owner, receiving shelter, and ERT file.
6. Liability and waiver release (to be signed by owner/designee)
6a. Copy to owner, receiving shelter, and ERT file.
7. Dispatch Log
8. Return to owner acknowledgement (at bottom of Horse information form)

MAU coordinators:

1. ICS 211 Check in Log
2. ICS 214 Unit Log
3. ICS 214-1 Continuation Log
4. NIMS glossary and acronyms
5. Horse intake log (primary shelter)
6. Horse information form (to be completed and signed by owner/designee)
7. **5a.** Copy to owner, receiving shelter, and ERT file.
8. Liability and waiver release (to be signed by owner/designee)
9. **6a.** Copy to owner, receiving shelter, and ERT file.
10. Dispatch Log
11. Return to owner acknowledgement (at bottom of Horse information form)



EQUESTRIAN TRAILS 357
EMERGENCY RESPONSE TEAM

MISSION STATEMENT

To provide a cohesive team of qualified responders to assist with the evacuation, sheltering, and reunification of large animals in Trabuco Canyon experiencing or threatened by a disaster or other emergency. The group will also offer support to neighboring areas and agencies when requested; and offer education and preparation on an ongoing basis.

Emergency Response Team Training Requirements

Three levels of responders based on training and skills. Medical and vehicle insurance along with a valid driver license (if operating a motor vehicle) are required for all responders. Must be 18 years of age to participate.

Level 1: These volunteers are eligible to assist in an evacuation as ground crew support. Their duties include, but are not limited to intake of animals, forms, photography, identification, supplies, communications, and shelter assistance. They volunteer under the direction of the Mounted Assistance Unit (MAU) leadership and ICS.

- Annual Emergency Preparedness class or drill.
- One hour Incident Command, ICS-100 online, or NIMS IS-700 online.
- Radio communication skills and knowledge of FRS radio use.
- First Aid and CPR.
- All emergency documentation procedures (forms).
- Current ETI membership.

Level 2: These volunteers are eligible to handle horses during an evacuation. They will be responsible for the loading and transportation of horses to the designated shelter. Those eligible and without trailer access will partner with a driver to the evacuation site. They operate under the direction of the MAU leadership and the ICS.

- Level 1 training and description
- Emergency horse handling and trailer loading.
- Additional emergency response training when available.

Team leaders may be assigned by the MAU or ERT coordinator.

Definition of Responder:

- Full and apprentice MAU/ERT member.
- Non MAU Emergency Response members.



Are You Prepared For A Wildfire?


www.ocfa.org

The wildfire problem in Orange County exceeds what can be managed by the OCFA alone. The Fire Safe Council, OCFA, U.S. Forest Service, Orange County Sheriff, Red Cross, and school districts have developed emergency plans to combat threats posed by wildfire.

The Fire Safe Council

This community-based group is involved in fire prevention and preparedness programs such as:

- Canyon Clean-Sweep (typically each spring)
- Federal Grants Program
- List of residents who may need emergency assistance
- Livestock evacuation programs
- Emergency communications systems
- Fire safety bulletins
- Fire safety patrols during high fire danger (red flag) warnings
- Integration with fire incident commanders
- For details, visit www.firesafecouncil.org.



Before the Fire

Make a Kit

- Keep some old shoes and flashlights handy for a night evacuation.
- Keep the six "P's" ready, in case an immediate evacuation is required:
 - People and pets
 - Papers, phone numbers and important documents
 - Prescriptions, pills and eyeglasses
 - Pictures and irreplaceable memorabilia
 - Personal computer (information on hard drives and disks)
 - "Plastic" (credit cards and cash)

Make a Plan

- Keep your car's fuel tank full and park facing out.
- Have a family emergency plan and re-unification plan.

www.ocfa.org

When Wildfire Approaches

- Stay informed through television, radio and local agencies.
- Evacuate if directed by authorities, or if fire is headed toward your home.
- Close heavy draperies; but remove lightweight curtains.
- Leave lights on in the house to mark your home for emergency responders.
- Turn off propane gas supply at the tank.
- Evacuate using pre-identified road "escape routes."
- Watch for downed power lines – treat all wires as energized and lethal.
- If you can see the fire close-by, it may be too late to travel: seek shelter in your house or in a wide, clear, safe area.

What if my kids are in school?

- Firefighters will prioritize protecting and evacuating school sites.
- Know your school's evacuation plans and where they will take your student.
- Develop an emergency plan for baby sitters and other care providers.

What should I do with my animals?

- Take small animals with you if you can.
- Take large stock animals to alternate stables
- Do not release large stock animals to run wild.

What If I Choose to Ignore Evacuation Orders?

- Be prepared for intense heat and black, blinding, choking smoke.
- Keep hoses, portable pumps, rakes and shovels available.
- Fill tubs, pools and ponds with water.
- Attach hoses to outside taps or pump.
- Place a metal ladder outside for roof access.
- Wear long sleeve shirts, long pants, heavy boots, gloves, goggles and a bandana.
- Inside your house is the safest place to seek temporary refuge as the fire front passes.
- If the house or propane tank becomes involved in fire, seek secondary shelter.
- Once the fire front passes, be ready to put out fires on your roof or in your attic.

For More Information

www.firesafecouncil.org
www.firewise.org
www.ready.gov
www.fs.fed.us/r5/cleveland
www.fire.ca.gov
www.edis.ca.gov
www.usfa.dhs.gov
www.nfpa.org
www.saddlebackcanyonriders.com/evacuationinfo.html
www.wrh.noaa.gov/sgx
www.ocsd.org
www.chp.ca.gov

— www.ocfa.org —

Horse and Owner Emergency Information

Log # Volunteer:

Date _____

Micro chipped Y N

OWNER INFORMATION:

Name _____

Street Address _____

Phone# _____ Cell# _____

Owner's Emergency Contact (name, relation, phone number) _____

HORSE INFORMATION

Horse's Name: _____ Gender: Gelding ___ Mare ___ Stallion ___

Breed _____ Age _____ Height _____ Wt. _____

Color, markings, tattoos, or brands: _____

Aggressive with other horses: Y N Trailer loads: Y N

Feed type: _____

Regular Medications or Supplements _____

Allergies _____ Last vaccination date _____

Which Vaccines given _____

Vet's name and phone number _____

My signature below acknowledges I accept the terms on the back side of this form.

Signature _____ Date: _____

Witness: _____ Date: _____

Office Use Only: Transporter _____	Phone # _____
Shelter Name _____	Phone # _____

Date returned to owner: _____ Signature: _____

Witness: _____ Date: _____

Log#: _____



REQUEST FOR EMERGENCY CARE AND RELEASE OF LIABILITY

The undersigned are owners (agents) of the animal described as follows:

Name of animal: _____ species: _____ breed: _____

Description of animal: _____

I (we) request emergency sheltering, and/or transportation, and/or evacuation of the animal listed above due to a pending or occurring disaster. I (we) hereby release the person or entity who is receiving the animal (hereinafter referred to as "animal caregivers") from any and all liability of injury or death during the care, transportation, and sheltering of the above animal during and following this emergency. Person or entity includes but is not limited to: Equestrian Trails, Inc.; ETI357 and its Mounted Assistant Unit/ERT responders or it's designees; veterinarians or ferrriers assisting in the care of above animal; professional horse haulers; caregivers at relocation facilities and their designees; relocation facilities and their staff; any and all government agencies. The owners (agents) acknowledge that if emergency conditions pose a threat to the safety of animal, additional relocation may be necessary, and this release extends to such relocation.

The animal owners (agents) acknowledge that the risk of injury or death to the animal during an emergency cannot be eliminated (although every effort will be made to prevent harm to the animal) and agree to be responsible for any veterinary expenses which may be incurred in the treatment of their animal. Owners (agents) also acknowledge their responsibility to contribute financially to the feeding, and if possible, to the daily care of the animal.

Owners (agents) agree to claim animal within thirty (30) days or notify caregivers of other arrangements if owners (agents) are not able to claim above animal. Owners (agents) acknowledge that above animal could be adopted or relocated if animal is not claimed within thirty (30) days.

Owner (agent) _____ Date _____
(Please print)

Owner (agent) _____ Date _____
(Signature)

Address and phone number (s) _____

Witness _____ Title _____

